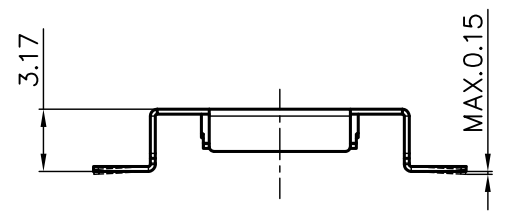
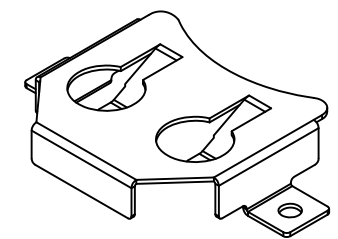
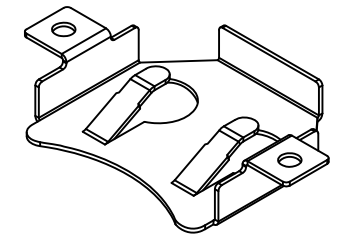
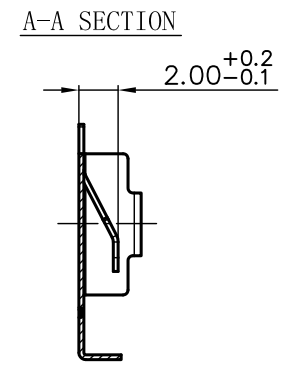
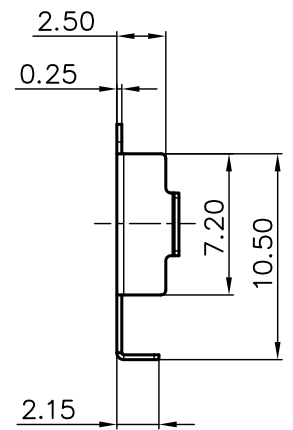
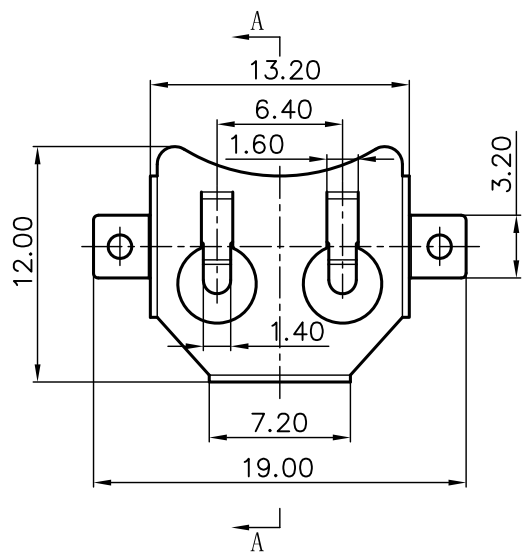
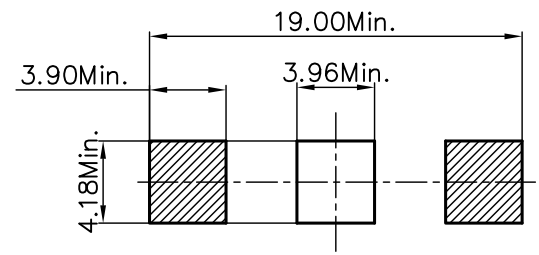




REV.	ECN NO.	REVISED	DATE



工程部
2019-05-06
LQ. HUANG



PCB Layout Diagram
Top View

技术要求:

- 1、截断面毛刺高度 $\leq 0.03\text{mm}$;
- 2、部件要求平整,无变形、裂纹、损伤等外观缺陷;

UNLESS OTHERWISE SPECIFIED TOLERANCES		MYOUNG 美阳 www.meiyangdz.com			
DECIMALS: X :±0.30 X.X :±0.25 X.XX :±0.20 X.XXX :±0.10	ANGLES: X :±1° X.X :±0.5°	DSND	Wangpei	DATE	2019-05-06
WEIGHT:		CHKD	Huanglieqing	DATE	2019-05-06
SHEET 1 OF 1		APVD	XueShunyong	DATE	2019-05-06
TITLE:		SCALE:	SIZE: A4	VIEW:	⊙ ⊚
PART NO.:		UNIT: mm	REV.: A/0	OBJECT: MY	DRW NO.:MY-CP-****
MATERIAL:		MY-1220-02			

1	TERMINAL+	1	C5191 T=0.25	Ni-Plating
NO.	PART NAME	Q'TY	MATERIAL	PLATING & COLOR